



# Sports equipment

## SPT E100.010

Balancing beam sloping



# SPTE100.010

Balancing beam sloping



1+



all ages



2.5 x 0.5 x 1.2 m



5.5 x 3.5 m



5.5 x 3.5 m



1.2 m

## Playfunctions

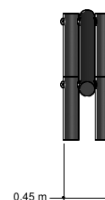
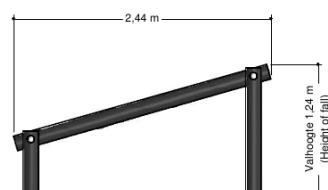
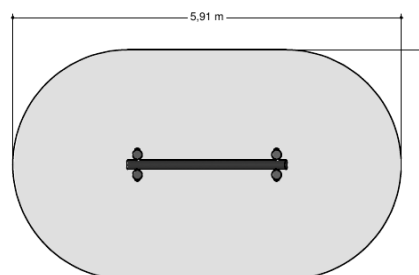
Climbing, fitness, exercise

## Material

Made of recycled materials rebo black, interconnected using Galvanized steel bolts

## Anchorage

Buried



## Opvangzone


Impact area

 WAS, Dutch law

 EN1176

## Obstakelvrije zone

Obstacle free zone

 WAS, Dutch law

 EN1176

