



# Classic Play

## CSPE501.906

Slide with stairs



# CSPE501.906

Slide with stairs



1+



4 - 12



4.5 x 0.7 x 2.8 m



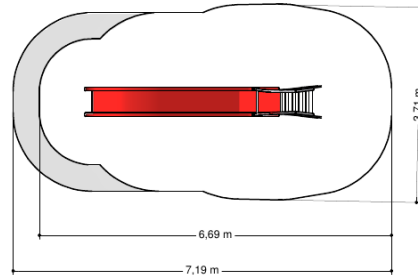
6.7 x 3.7 m



7.2 x 3.7 m



1.7 m



## Playfunctions

Sliding

## Material

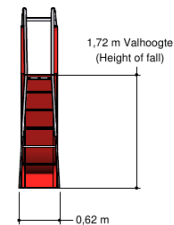
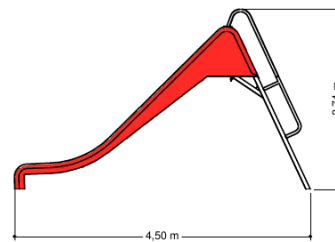
Consisting of an aluminum ladder and a reinforced polyester chute with stainless steel slide

## Anchorage

Concrete footings

## Comments

Mogelijkheid tot verlaagd aanbrengen zodat de valhoogte max 1,5 m wordt en geen valondergrond noodzakelijk is.



Opvangzone

Impact area



Obstakelvrije zone

Obstacle free zone



Opvangzone EN1176

Impact area EN1176



Obstakelvrije zone EN1176

Obstacle free zone EN1176

