



# Toddler Play







## UKPE063.02R

Combination equipment



# UKPE063.02R

Combination equipment

-  1+
-  1 - 6
-  3.7 x 2.5 x 2.3 m
-  1.2 x 2.5 m
-  5.5 x 6.5 m
-  0.6 m

## Playfunctions

Balancing, sliding, climbing, play house

## Material

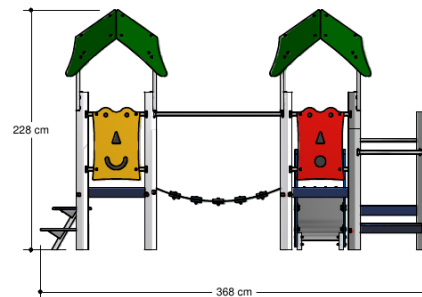
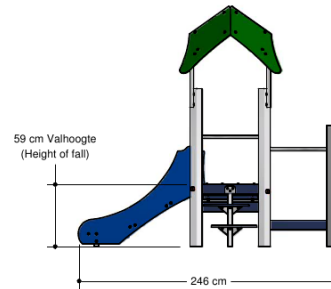
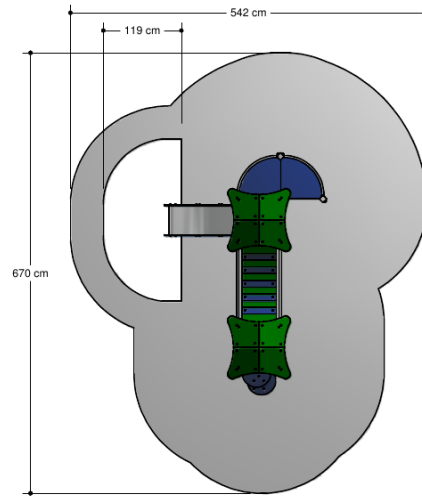
All metal parts are made of stainless steel 304. Floors, walls and climbing walls have a 'wooden' base and the whole is covered with a durable plastic coating. Wall and roof panels are an outdoor quality colored HPL laminate. Connections consist of stainless steel and, where necessary, covered with a plastic cap.

## Anchorage

The posts go to a depth of 50 cm in the ground and at the bottom a steel plate to increase the support. Concrete is not required.

## Comments

If the soil does not contribute to the stability it may be necessary to add concrete.



## Opvangzone

Impact area

 WAS, Dutch law

 EN1176

## Obstakelvrije zone

Obstacle free zone

 WAS, Dutch law

 EN1176

