



Classic Play

SOLE030.096

Hillflyer cable car



SOLE030.096

Hillflyer cable car



1+



4 - 12



17.7 x 5.0 x 3.7 m



20.3 x 6.7 m



20.3 x 6.7 m



1.2 m

Playfunctions

Cableway

Material

Uprights are made of galvanized steel, powder coated.

The panels are of an extra quality colored HPL laminate. Floors have a 'wooden' base and are covered in a durable plastic coating. Connections consist of stainless steel and, where necessary, covered with a plastic cap. Cable length max. 25m.

Anchorage

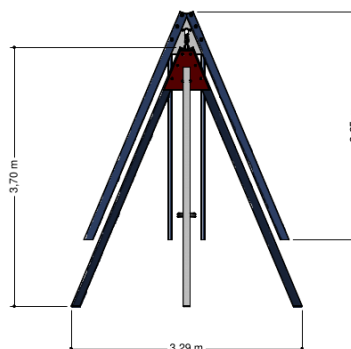
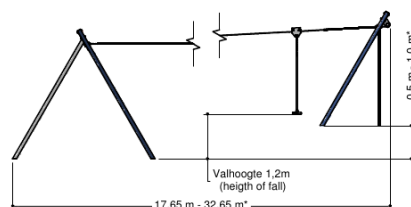
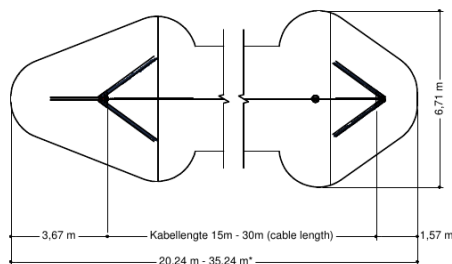
The start and end point is 1 meter buried and stabilized with wooden beams.

Comments

Elevation mounts up to 75 cm.

If the soil does not contribute to the stability may be necessary to add concrete.

The above data is based on a cable of 15m.



*: maat afhankelijk van de kabellengte
(dimension depends on cable length)

Opvangzone

Impact area

WAS, Dutch law

EN1176

Obstakelvrije zone

Obstacle free zone

WAS, Dutch law

EN1176

