



Toddler Play







UKPE029.02H

Double playhouse



UKPE029.02H

Double playhouse

-  1+
-  1 - 6
-  2.8 x 1.7 x 2.0 m
-  5.7 x 4.5 m
-  5.7 x 4.5 m
-  0.6 m

Playfunctions

Education, lounging, play house, street play, role play, sitting

Material

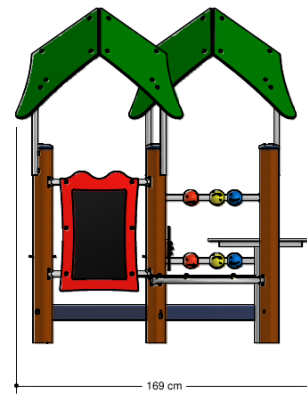
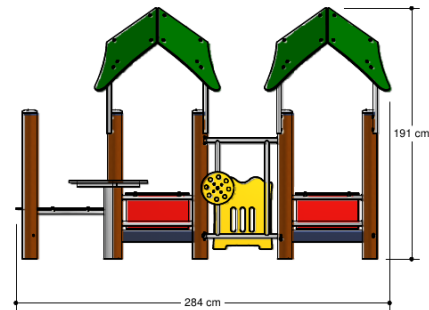
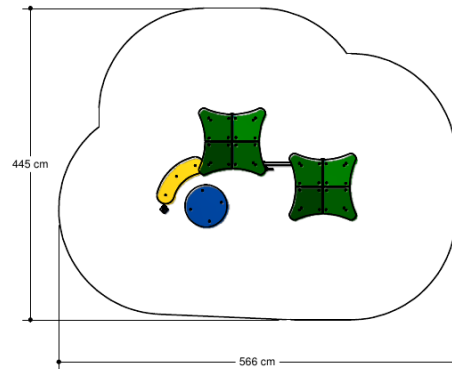
The posts are made of a FSC hardwood with a durability class of 1-2 according to EN 350. The top is covered with a hood. Floors, (climbing) walls and roofs are made of a quality colored HPL laminate. All steel parts are stainless steel. Connections consist of stainless steel and, where necessary, covered with a plastic cap.

Anchorage

The posts go to a depth of 50 cm into the ground with at the bottom a steel plate to increase the support. Concrete is not required.

Comments

If the soil does not contribute to the stability it may be necessary to add concrete.




Opvangzone
Impact area

 WAS, Dutch law

 EN1176

Obstakelvrije zone
Obstacle free zone

 WAS, Dutch law

 EN1176

