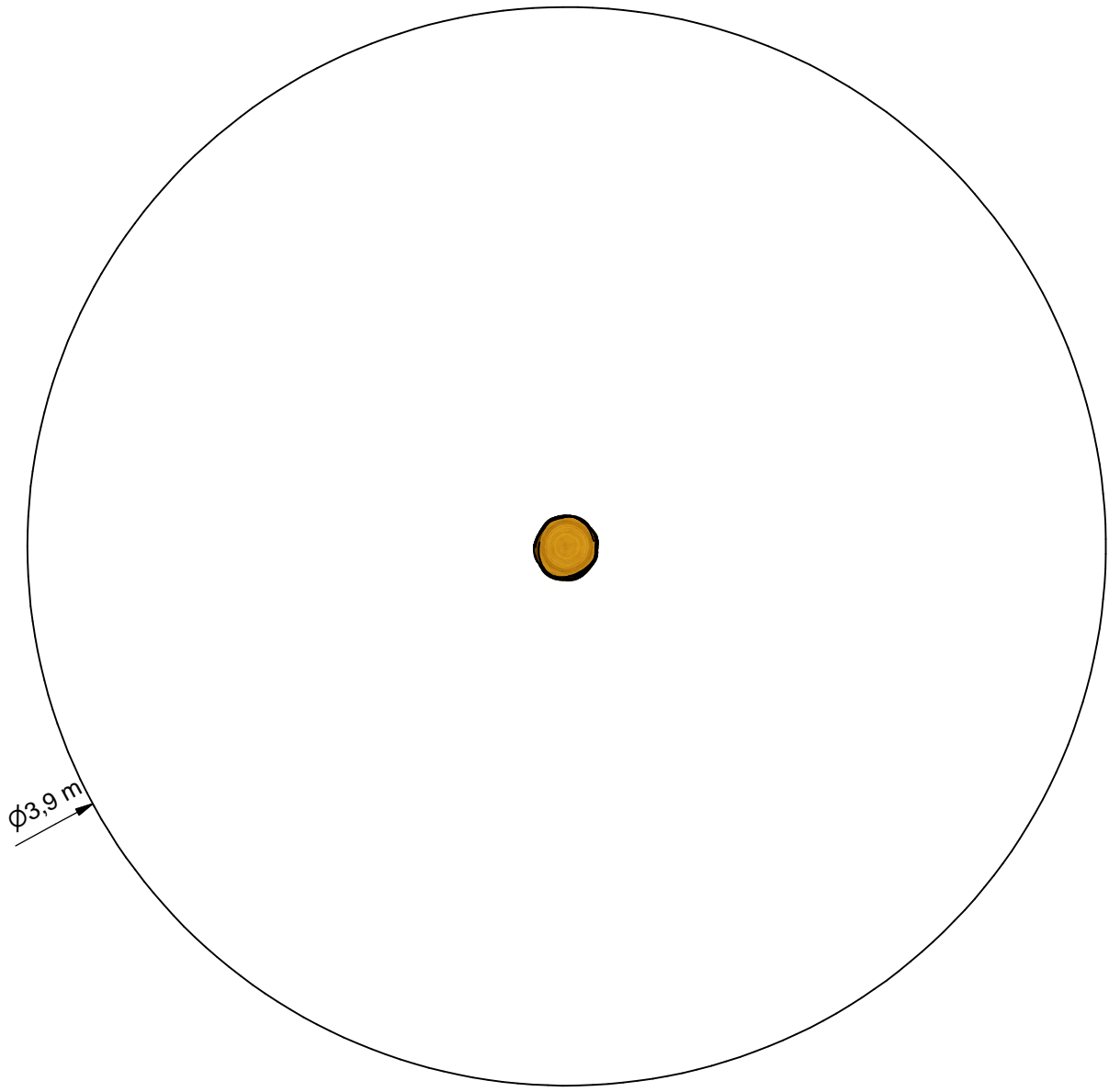






# Climbing pole



PSTE000.520



	Valruimte
	Obstakelvrije ruimte

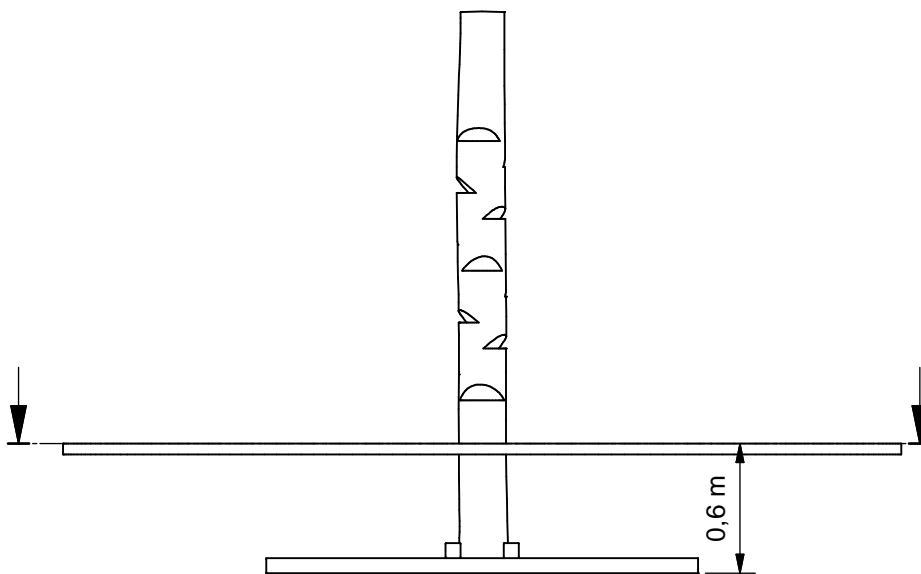
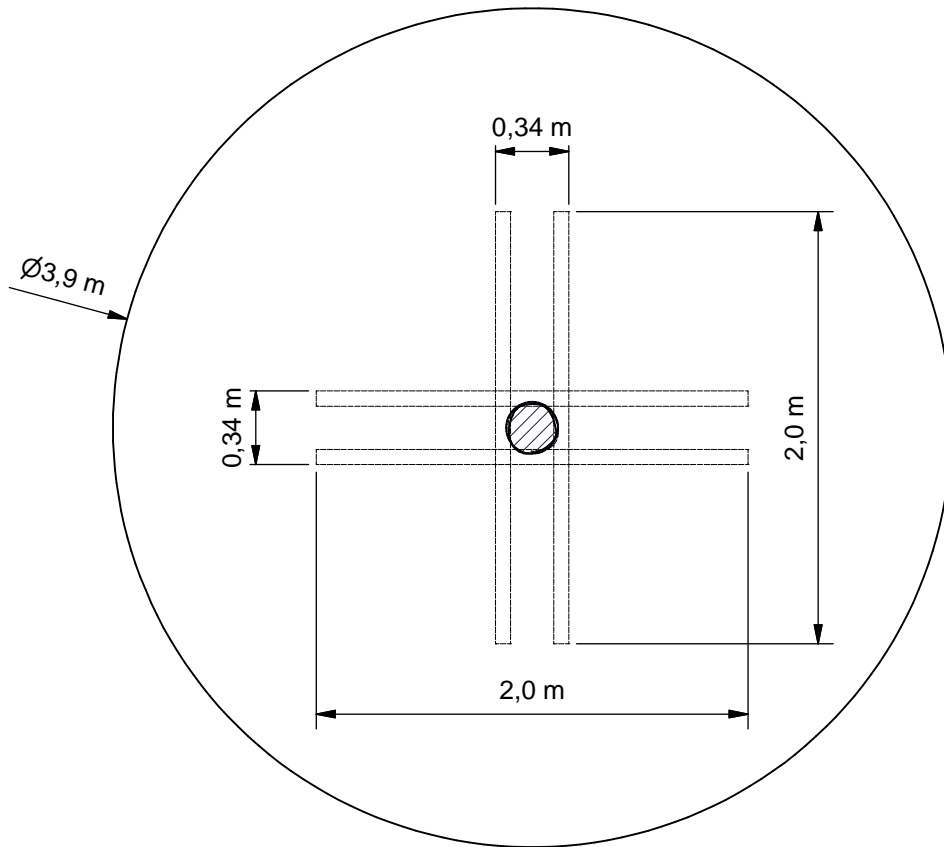


Benaming <i>Title</i>	Klimpaal 2m
Opmerking <i>Comment</i>	Adventure Play
Datum <i>Date</i>	6-2-2012

Tekening  
*Drawing*

**TOE PST 000 520**

**Obstakelvrije Ruimte** *Obstacle free zone*



Benaming  
Title Klimpaal 2m

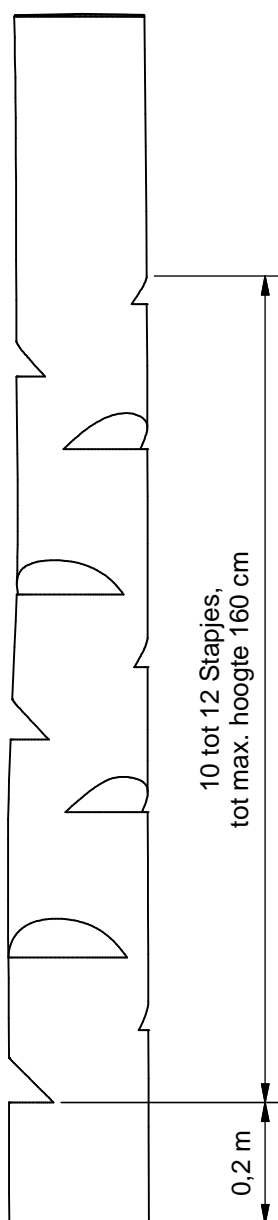
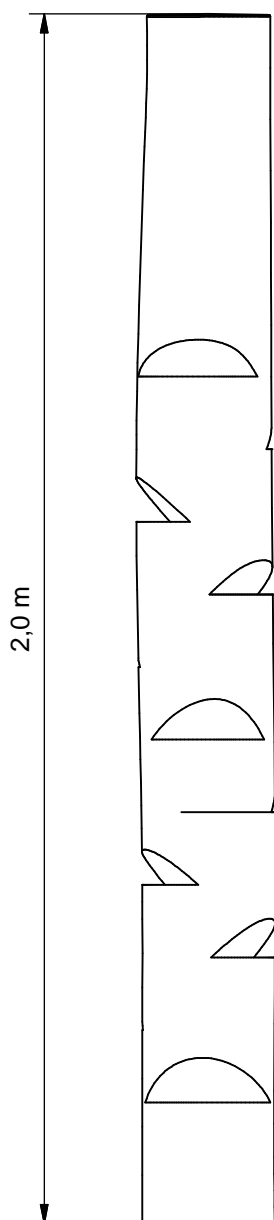
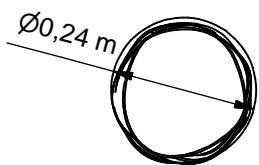
Opmerking  
Comment Adventure Play

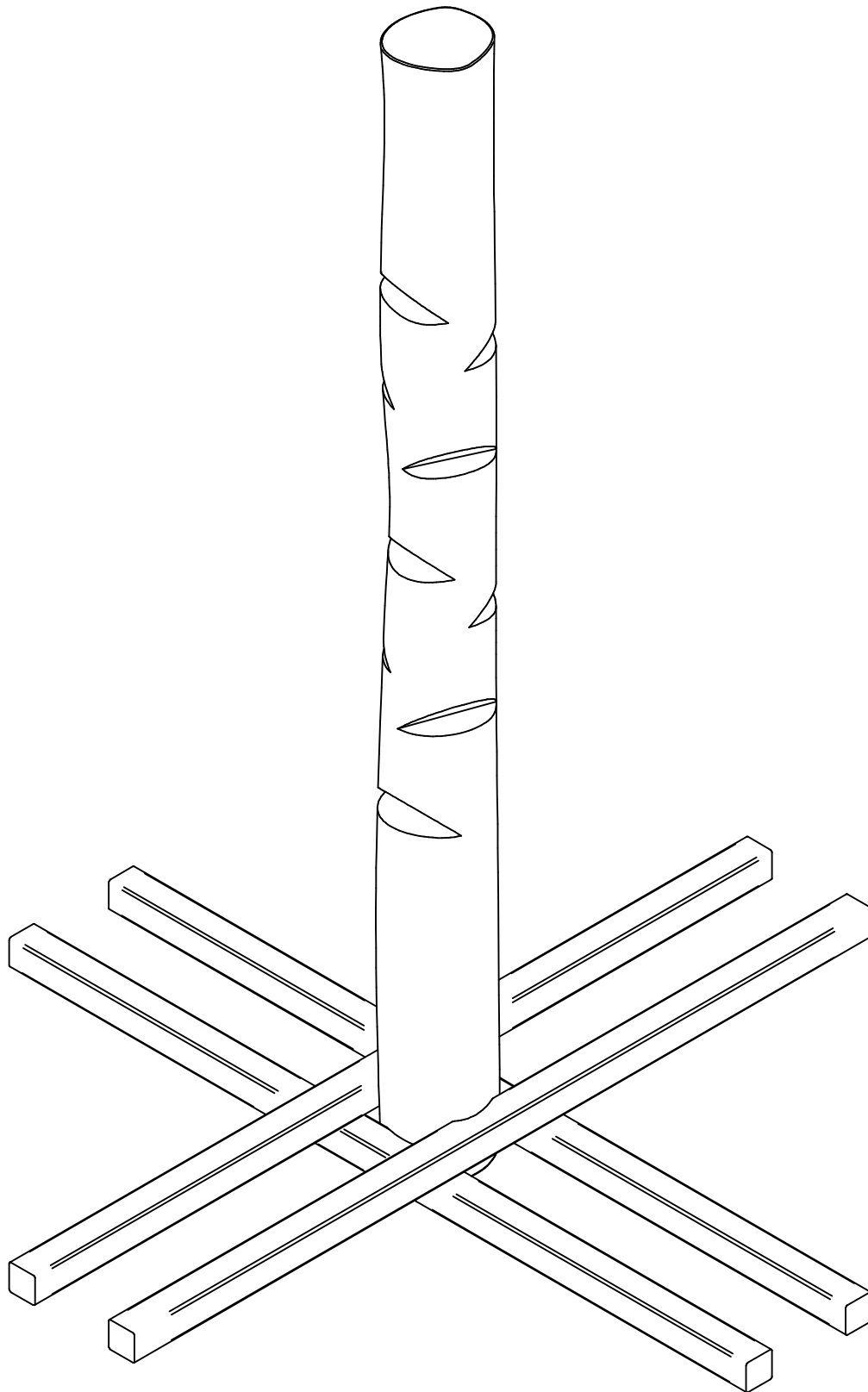
Datum  
Date 6-2-2012

Tekening  
Drawing

TOE PST 000 520

Bodemplan Groundplan





1	1	MOD	PST	007	040		Klimpaal 2m	Adventure Play
POS	N	TYPE	PROJ	NR.	BEH.	R	BENAMING	OPMERKING



Benaming  
Title Klimpaal 2m

Opmerking  
Comment Adventure Play

Datum  
Date 6-2-2012

Tekening  
Drawing

**TOE PST 000 520**

**Modules Modules**

# PSTE000.520

Climbing pole

## LOGBOOK

(Onderstaand logboek kan gebruikt worden om te voldoen aan de eisen, gesteld in artikel 14 van het Warenwetbesluit Attractie- en Speeltoestellen)

Type indication	Adventure Play
Product code	PSTE000.520
Name of equipment	Klimpaal
Maximum height of fall	1,5 m
Year of construction	2017
Certificate	032687
inspection authority	TUV Nederland QA BV De Waal 21c, Best - 5684 PH Best
Name manufacturer	BOERplay Hyacintstraat 2 - 4255 HX Nieuwendijk Phone: +31 (0)183 40 23 66 Fax: +31 (0)183 40 35 64
name installer	_____ _____
Description of equipment	Climbing pole
Location of equipment	_____
Data about the owner of the play equipment	
Name:	_____
Address:	_____
Postcode and town:	_____
Contact person:	_____
Telephone number:	_____
Data about the administrator of the play equipment	
Name:	_____
Address:	_____
Postcode and town:	_____
Contact person:	_____
Telephone number:	_____

# LOGBOOK

## Inspection and maintenance intervals



Nr.	Inspection	Maintenance	months between inspections
1	Verify equipment's stability, junctions and missing parts. Inspect bolts, screws and nuts for absence, jams, corrosion and wear.	Add missing parts, secure joints, apply missing fixing agent and replace corroded parts.	1
2	Check suspension for wear.	Replace worn parts and/or remove non-functioning parts.	1
3	Inspect rotating parts such as hinges, rolling-element bearings, etc. for wear and acceptability.	Replace worn parts and/or remove non-functioning parts.	1
4	Check wood for splinters, unacceptable damage and signs of rot. Especially at ground level.	Repair damage. Replace affected wood. Smoothen splintered wood and sharp edges.	1
5	Inspect foundation for stability, tearing and coverage.	Restore foundation and covering material.	3
6	Examine rubber and synthetic parts for wear, damage and break.	Replace original parts.	3
7	Inspect metal for corrosion and damage in the coating.	Restore any damaged coating (after removing rust and applying primer).	6
8	Check ropes, cables, chains and nets for wear and damage. Steel cables and nets which are tensioned must be checked for tension.	Replace parts where necessary. Steel cables and nets must be tensioned.	3
9	Inspect equipment for unsafe changes and additions.	Remove unsafe additions and correct unsafe changes.	1
10	Inspect safety surfaces.	Restore and repair where necessary.	1

## Remarks

1. If used intensively, all points require extra attention.
2. Extreme weather conditions and locations may require a higher inspection frequency. Discuss this with the supplier.
3. Vandalism-sensitive locations require stricter inspections, possibly daily.
4. Check the terrain regularly for items that do not belong there, are unsafe or may be used wrongly. Examples are poisonous plants, glass shards, etc. Frequency depends on strain.
5. Remember that bad maintenance leads to unsafe conditions and notably faster impoverishment of the playground area.
6. Replacement parts can be ordered at the manufacturer with the part numbers on the module drawing. Drawings can be found in de user guide.
7. The impact area shall be provided with impact attenuating surface according to the specified falling height.
8. This list is conform the CEN-standard "playground equipment and surfacing NEN-EN 1176-7".

Warenwet

# Certificaat van Typeonderzoek Type Examination Certificate


afgegeven door issued by

## TÜV Nederland QA BV



aangewezen bij ministeriële beschikking van  
4 mei 2012, nr. VGP 3113590

commissioned by departmental order  
of 4 May 2012, no. VGP 3113590

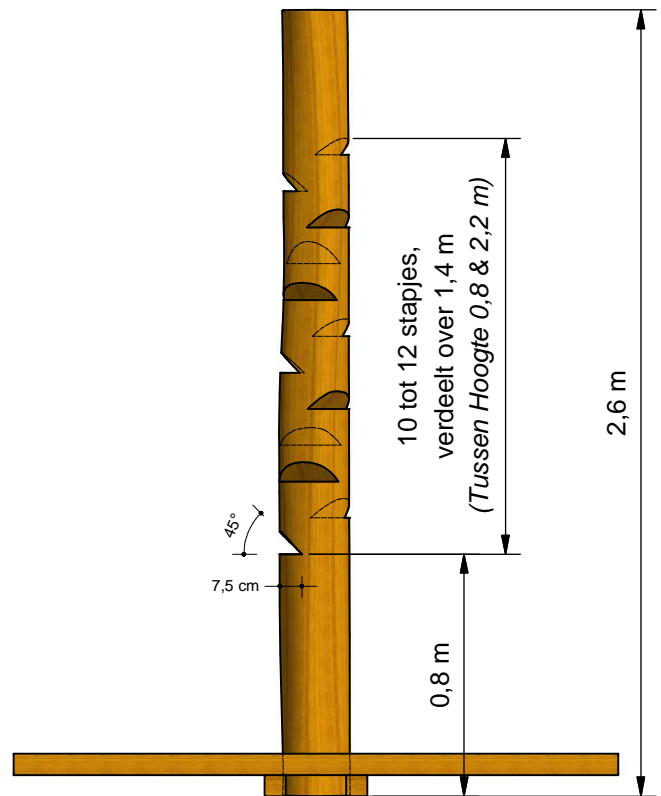
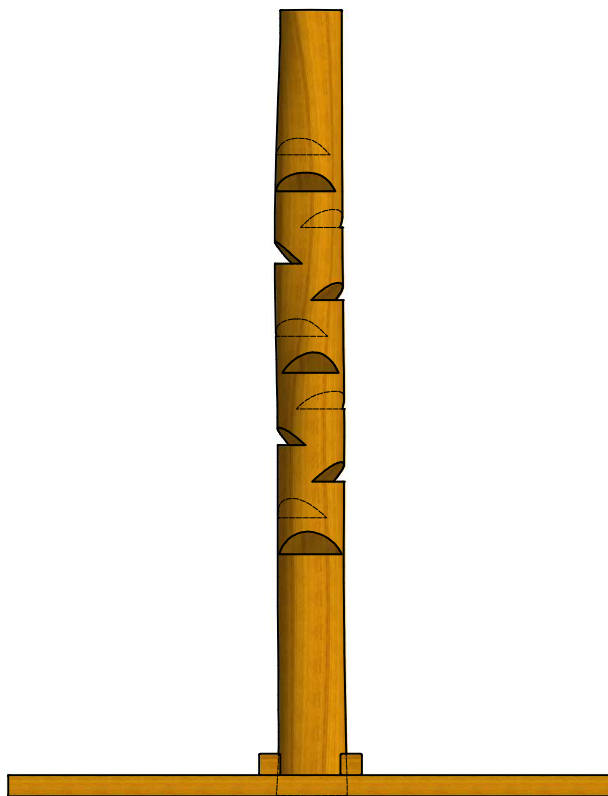
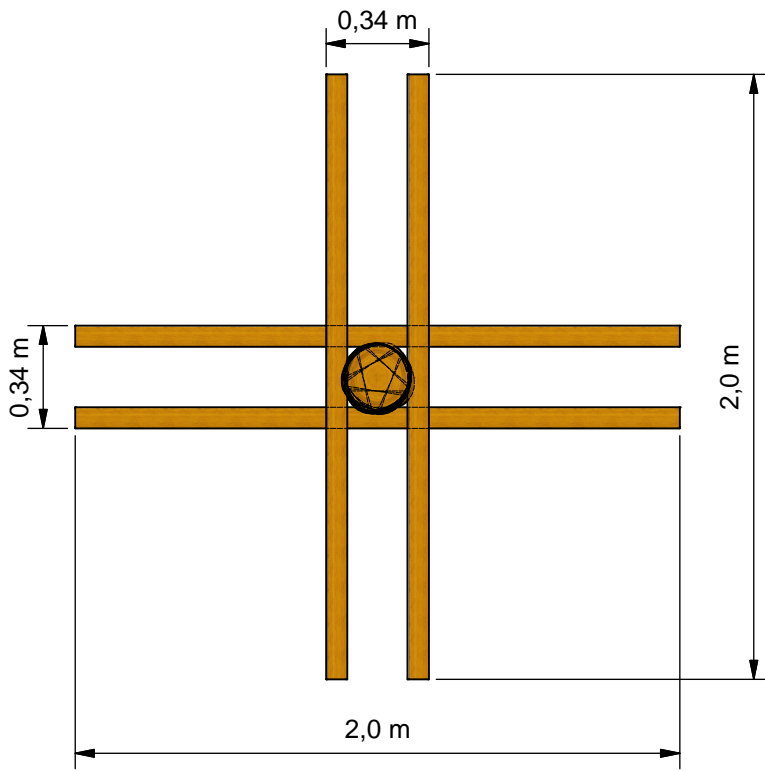
Certificaat nr. Certificate nr.	032687TA_20130507	Dossiernr. File nr.	032687TA
Productomschrijving Product description	Klimpaal		
Evt. nadere aanduidingen Further indications	Adventure Play		
voor nadere informatie zie bijbehorend rapport met gelijkloidend dossiernr.  for further information see associated report with identical file nr.			
Eigenaar / certificaathouder en adres Owner/certificate holder and address	Boer Speeltoestellen B.V. Hyacintstraat 2 4255 HX Nieuwendijk		
Soort toestel Category of equipment	Speeltoestel / Playground equipment		
Fabrikant Manufacturer	Boer Speeltoestellen B.V. Hyacintstraat 2 4255 HX Nieuwendijk		
Type/Serienummer Type/Serial number	PST.000.520 /	in te vullen door de fabrikant to be filled out by the manufacturer	
Jaar van fabricage Year of construction	vanaf since 2012		
Leverancier Supplier	Boer Speeltoestellen B.V. Hyacintstraat 2 4255 HX Nieuwendijk		
Jaar van levering Year of supply			in te vullen door de leverancier to be filled out by the supplier
Datum keuring Date of examination	19-02-2013 - 07-05-2013		

TÜV Nederland QA BV, de Waal 21C, NL-5684 PH Best verklaart, dat het bovenaangehaalde toestel voldoet aan de vervaardigingvoorschriften genoemd in het Warenwetbesluit attractie- en speeltoestellen (met als leidraad de normatieve documenten NEN-EN 1176:2008).

TÜV Nederland QA BV declares that the here above mentioned equipment meets the safety and health requirements mentioned in the Dutch law "Warenwetbesluit attractie- en speeltoestellen" (guided by normative documents EN 1176:2008).

Namens het bestuur, For the board,  A.C. Boon Directeur	
---	--





2	4	OHO	PST	307	200		70 mm Vierkante paal	2000 mm Lengte
1	1	OHO	PST	096	001		Paal 20-25	Lengte =2600
POS	N	TYPE	PROJ	NR.	BEH.	R	BENAMING	OPMERKING



Benaming / Title: Klimpaal 2m  
 Opmerking / Comment: Adventure Play  
 Datum / Date: 6-2-2012

Tekening / Drawing

MOD PST 007 040

Samenstelling module Assembly module