



Classic Play

CSPE316.502

Bridge



CSPE316.502

Bridge



1+



4 - 12



9.5 x 1.3 x 2.2 m



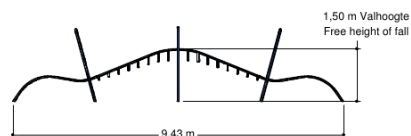
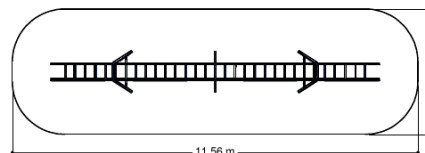
11.6 x 3.6 m



11.6 x 3.6 m



1.5 m



Playfunctions

Balancing, climbing

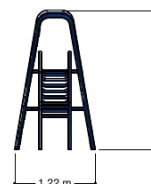
Material

Made of coated metal.

Coated in the colour red, yellow, blue or silver

Anchorage

Concrete footings



Opvangzone

Impact area



Obstakelvrije zone

Obstacle free zone



Opvangzone EN1176

Impact area EN1176



Obstakelvrije zone EN1176

Obstacle free zone EN1176

