

# Classic Play

## CSPE221.502

Bridge



# CSPE221.502

Bridge



1+



4 - 12



1.6 x 0.5 x 0.9 m



4.5 x 3.6 m



4.5 x 3.6 m



0.9 m

## Playfunctions

Balancing, sitting

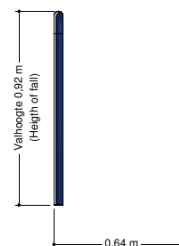
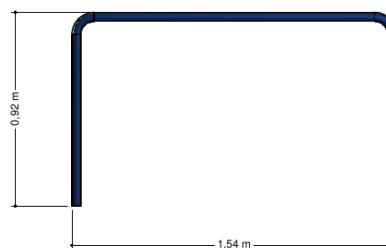
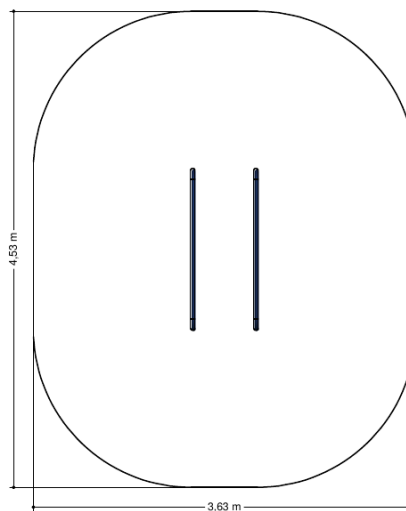
## Material

Made of coated metal.

Coated in the colour red, yellow, blue or silver

## Anchorage

Concrete footings



- Opvangzone**  
Impact area
- Obstakelvrije zone**  
Obstacle free zone
- Opvangzone EN1176**  
Impact area EN1176
- Obstakelvrije zone EN1176**  
Obstacle free zone EN1176

